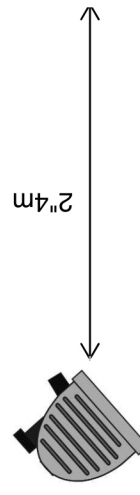
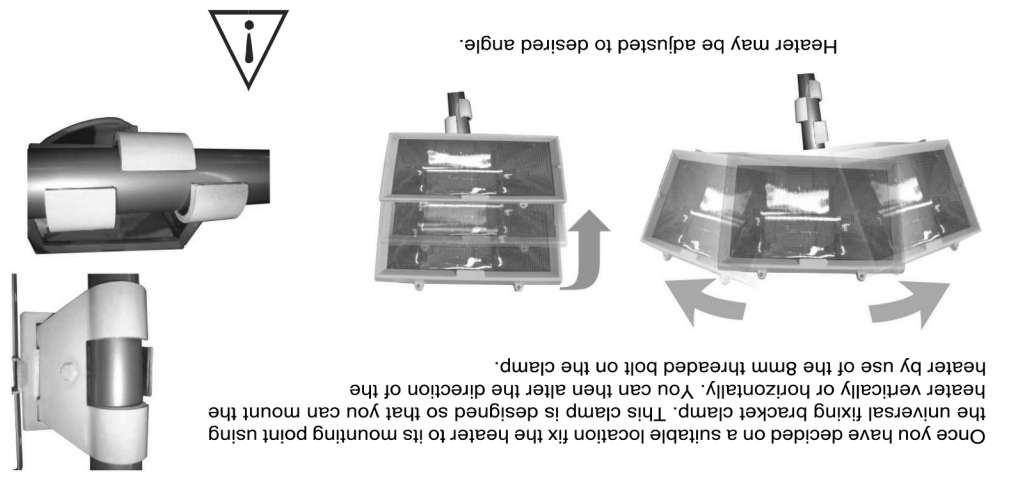


Keep out of reach from children at all times.  
 Ensure heater is disconnected before cleaning.  
 Do not obstruct or cover the heater when in use. Ensure  
 mains cable is not touching body of heater. Only  
 connect to mains when installation is complete.  
 Do not use extension cable as this can cause overheating and a risk of fire.  
 Do not touch heater when turned on, always turn off and allow to cool down.  
 Ensure voltage shown on the specification plate corresponds to your mains supply.  
 Disconnect from mains when fitting or replacing filament and ensure filament is cool. Do  
 not handle the filament with bare hands as this can shorten the life of the filament.



**HEALTH AND SAFETY NOTE**

Do not cover  
 The heater unit must be fitted at least 8 feet from the floor  
 Must be fitted to a strong frame by a qualified competent person  
 Once the clamp has been firmly fixed and you are satisfied with the position of the heater, use the  
 supplied elasticated bungee toggle straps to secure the marquee heater cable to the structure.  
 Heater may be adjusted to desired angle.



You must ensure the clamp is tight and the heater is secure. DO NOT attach heater to any structure that is  
 not stable and could be affected by wind or any adverse weather conditions. Ensure no flammable material  
 or other fabrics are within 6" of the body of the heater. Ensure cable is secure and cannot be tripped over.  
 Heater is mounted 8 feet (2.4metres) from the floor. The heater should be plugged into a circuit breaker with  
 earth trip. Changes to the installation of this appliance should only be carried out by someone with prior  
 knowledge of electrical installations. If you are in any doubt, we strongly recommend you contact a fully  
 qualified electrician.

**IMPORTANT:** Please read before proceeding



**ELECTRIC HALOGEN MARQUEE HEATER**

Also suitable for gazebos, party tents, awnings and pagodas.

**1000 W**  
 WARM GLOW HEATER



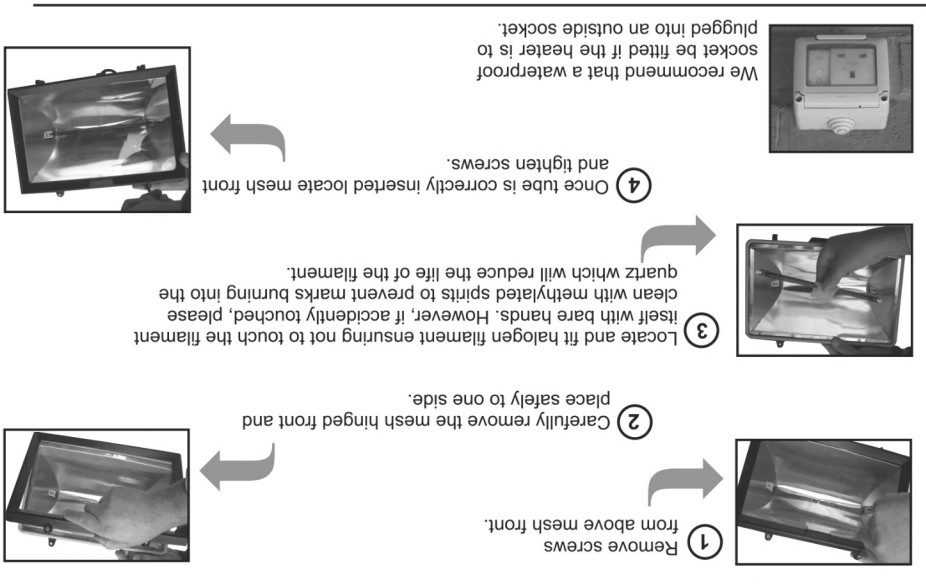
This product will clamp to any strong structure from 12.5mm to 50mm diameter surface which makes it ideal for awnings, marquees, party tents, pagodas and gazebos etc.

- Easy attachable bracket
- Allows you to spend more time outside
- Provides targeted heat, has a warm glow
- Includes 5 metres of heavy duty cable and plug
- No fumes or smell
- Efficient and very economical to run

We recommend you keep these instructions in a safe place for future reference.

Insulation Class	1
Approx weight	3.5kg
Approx dimensions - W x H x D	34x25.5x17.5
Minimum distance from floor	2.4m
Amps per phase (A)	5
Phase Supply	Single (220-240V)
Total Power (kW)	1000W
Voltage	AC220-240V

Technical Specification



Replacing Filament  
 The heater comes with a 1000w heater element, should you need to replace or change the filament please ensure heater is disconnected from the mains and follow steps 1 to 4 below.



Maintenance and Cleaning  
 Disconnect from mains before attempting any maintenance or cleaning.  
 After approximately 80-100 hours we recommend removing the mesh front cover and wiping the reflector with a lint-free cloth. This will ensure optimum heat.

[www.galalent.co.uk](http://www.galalent.co.uk)

**Gala Tent Ltd,  
 Unit 10, Farfield Park,  
 Manvers, Wath-Upon-Deerne,  
 Rotherham, S63 5DB**

**Telephone:  
 +44(0)871 423 4252**